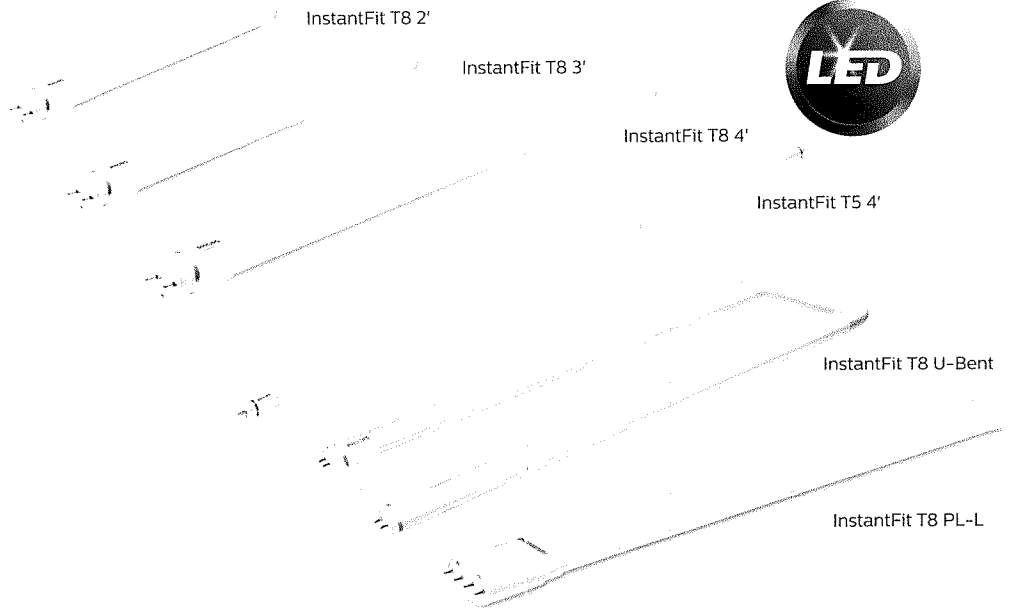


PHILIPS

Installation Guide

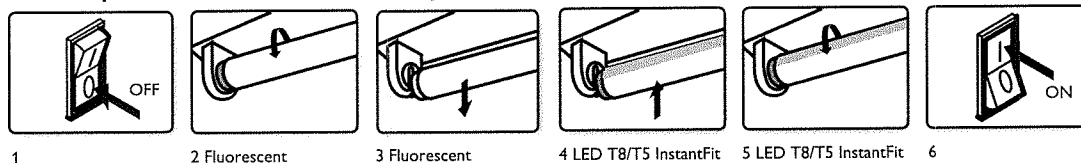
InstantFit T8/T5



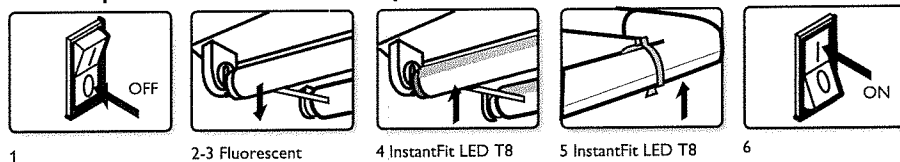
The Installation Guide contains important information and notes regarding the installation and operation of the InstantFit T8/T5 lamps. Please note the important points below:

- Product is not dimmable
 - Not compatible with luminaires that use a remote starter.
 - Modifications to the product void the warranty.
 - Suitable to replace T8/T5 fluorescent lamps as specified on the product label.
 - Operates on instant-start and certain programmed-start ballasts only.
- Please refer to www.philips.com/instantfit for latest ballast compatibility guide.

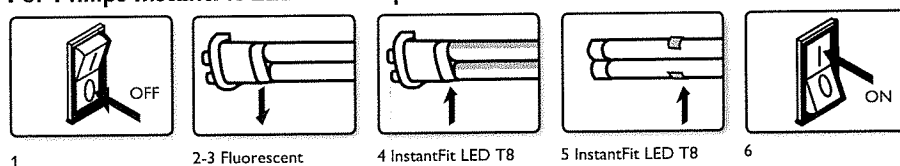
For Philips InstantFit LED T8/T5 Lamps – 2',3',4'



For Philips InstantFit LED T8 Lamps – U - Bent



For Philips InstantFit LED T8 Lamps – PL-L



See reverse side for installation instructions.